

2016 WORK STUDY

FUNDING APPROVALS

Prepared By:

Jessica Mueller
On Campus Employment Coordinator
Advising & Involvement Centre, UNC 207
Email: workstudy.worklearn@ubc.ca
Phone: 250.807.9250

March 22, 2016

PURPOSE

This report is intended to provide a high level overview of the 2016 Work Study application and funding approval recommendations to support the Work Study Evaluation Committee in allocating funding. The goal of the committee is to approve applications that best meet the 5 Student Learning Components of the Work Study program while also maintaining a diverse array of on campus employment opportunities for students. The recommendations in this report have been approved by the Work Study Funding Approval Committee.

Application Period	Feb 1-22, 2016
Total Applications	127
Summer Applications	\$436,831 (41,802 hrs)
Winter Applications	<u>\$486,740 (46,578 hrs)</u>
Total	\$923,571 (88,380 hrs)
2016 approx. budget	\$385,000
Funding Cut Off Score:	15.5/20

FUNDING RECOMMENDATIONS

The demand for the Work Study program is almost twice as great as the program can fund in a given year, making the application and approval process very competitive.

	Approve in Full	Approve Partial	Waitlist	Reject	Cap
Applications	55	6	51	8	12
Hours	31,446	3,960	37,972	4,856	9,809

1. Cap employer approvals

In an effort to create diverse student employment on campus it is recommended no individual employer is approved for more than 2 applications. Capping applications moves the funding cut off score from 16/20 to 15.5/20 and enables funding of an additional 16 applications that would otherwise be waitlisted.

2. Cap application hours

There were a number of applications for both the summer session and for the winter session that requested a large amount of hours. It is recommended that the hours per application are capped at the

maximum allowable hours for 2 student employees per session as per below. This will allow for more diversity in student employment opportunities on campus.

Summer Cap = 680

- Applications impacted = 3 approved applications, 1 waitlisted applications

Winter Cap = 816

- Applications impacted = 2 approved application, 3 waitlisted applications

3. Allocate full funding to applications with a score of 20 – 16

It is recommended that applications with average scores of 16 – 20 are fully funded for the amount they applied for to a maximum of the cap outlined in recommendation #1.

4. Allocate partial funding to applications with a score of 15.5

It is recommended that applications with a score of 15.5 are fully funded for the amount they applied for in the summer session (to a max of the cap outlined in recommendation #1). It is also recommended that applications with a score of 15.5 are fully funded for the amount they applied for in the winter session to a maximum of 350 hours. Any remaining uncapped hours for the winter session will be waitlisted for funding.

5. Waitlist all remaining applications that meet Work Study criteria with a score of 15-11

It is recommended that applications with a score of 15-11 are waitlisted for funding. The waitlist will be reviewed May 16, Sept 16, Jan 16.


6. Reject applications that do not meet Work Study criteria

It is recommended that applications are deemed operational in nature or those that have received an average score of 10 or less are rejected as they do not meet the criteria of the Work Study program.

FUNDING BY FACULTY/DEPARTMENT

Applications

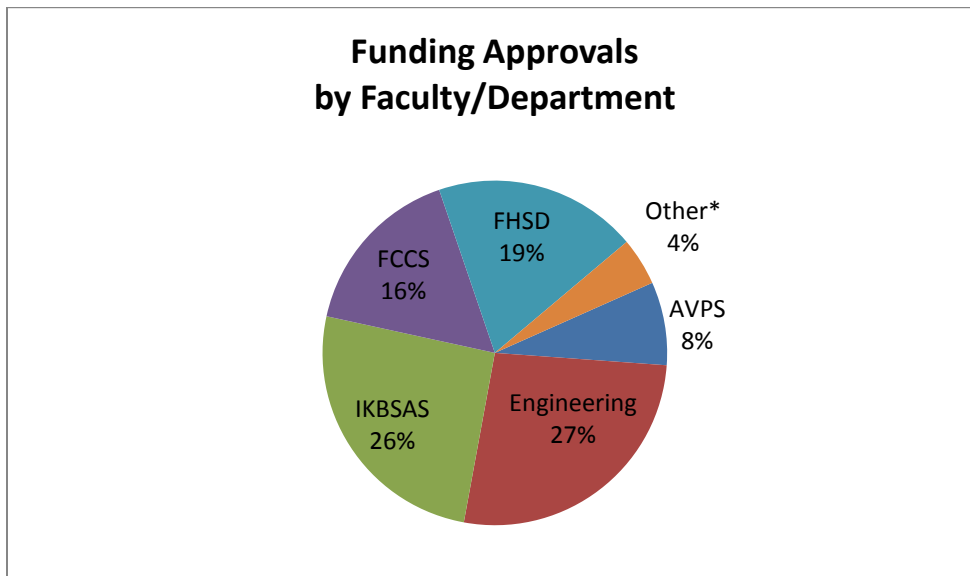
Faculties accounted for 87% of the total funding requests, while 13% of the total hours were applied for by the rest of the campus community.



* Other includes: Faculty of Education, Faculty of Management, Southern Medical Program, Library, DVC Office, Health Living & Chronic Disease Prevention, Alumni, Equity & Inclusion, and University Relations

Approvals

Based on Approval Committee application scores, Faculties will account for 88% of the total funding approvals, while 12% will account for the rest of the campus community.



* Other includes: Institute for Health Living & Chronic Disease Prevention & Faculty of Management

FUNDING BY POSITION TYPE

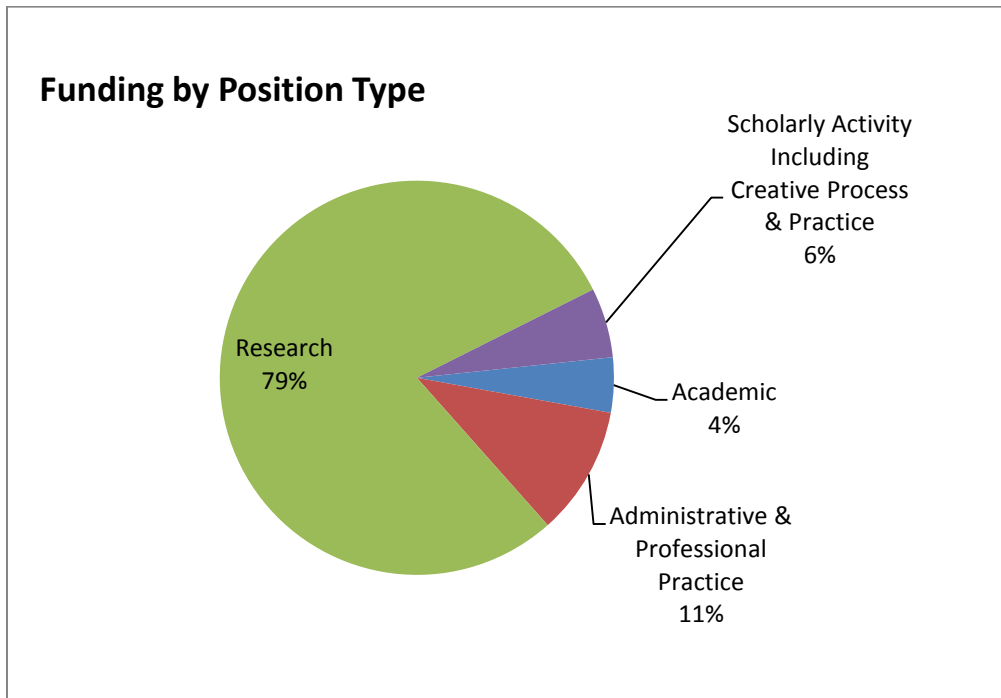
Applications

Of the total funding requests, the vast majority were for research positions. Summer demand for research was slightly higher (79%) than winter demand (72%). Alternatively summer demand for administrative positions was slightly lower (11%) than winter (18%).

- 75% Research
- 14% Administrative & Professional Practice
- 8% Scholarly Activity Including Creative Process & Practice
- 3% Academic

Approvals

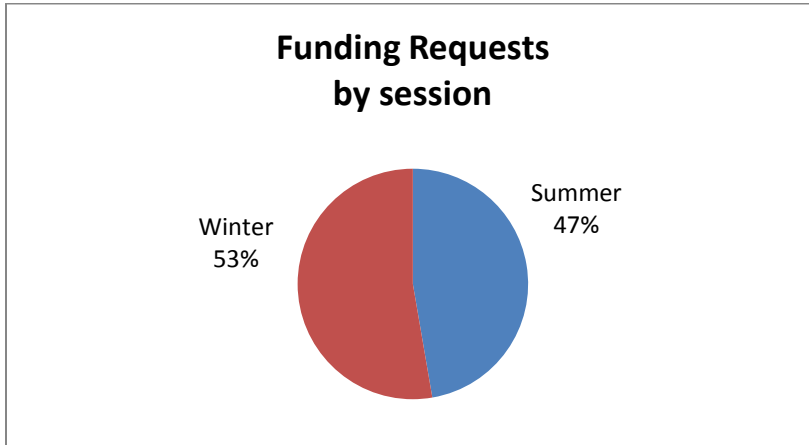
Based on application scores from the Approval Committee the funding distribution by position type would be as outlined below.



APPROVALS BY SESSION

Applications

Of the hours applied for, 53% were for the period of Sept 1-April 30 while 47% were for the period of May 1 – August 31. This is a similar distribution to the 2015 application pool.



Approvals

Based on application scores and the recommendations above, 53% of funding would be allocated to summer applications and 47% allocated to winter applications.

