



Degree Navigator



OKANAGAN

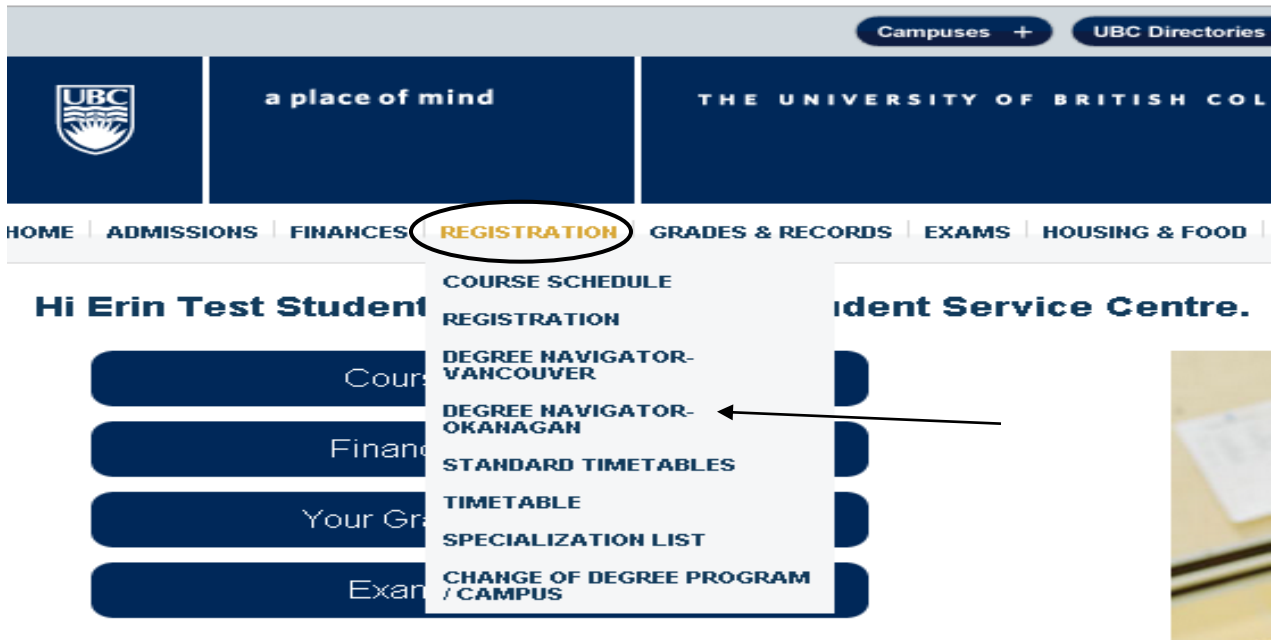
Degree Navigator is a handy online tool that allows you to:

- Check if your registered/completed courses satisfy your program requirements.
- See how your registered/completed courses fit into degree programs at UBC's Okanagan campus.

To access your personal Degree Navigator information, follow the steps below.

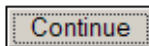
STEP 1:

- Log on to your Student Service Centre (SSC) account.
- Highlight the Registration tab and select Degree Navigator - Okanagan.



STEP 2:

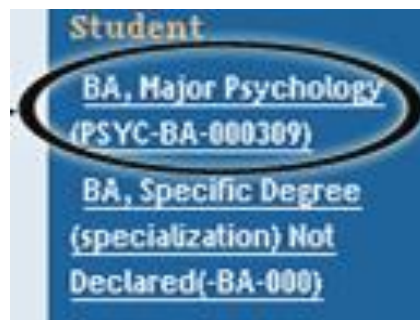
Review the Welcome Screen, and then click



STEP 3:

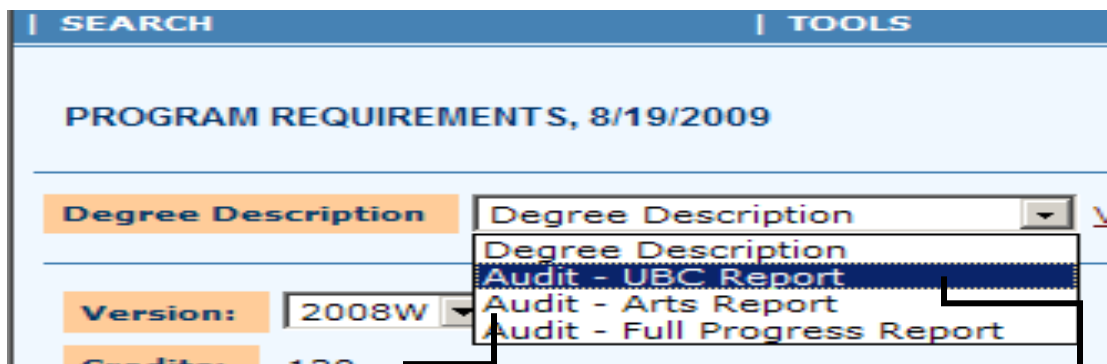
If you have already declared a major and want to view your progress, select your major (right side of screen).

If you want to see how your courses will work towards various degree programs, go to SEARCH and select Degrees. Type the program of interest in the text box. Your program of choice may appear within a list of similar programs. In that case, select the applicable program.



STEP 4:

Select one of the "Audit" options from the Degree Description dropdown menu to view your report.



Click "Audit - Arts Report" if you want to view a program within the Bachelor of Arts.

Click "Audit - UBC report" if you want to view a program within:

- Bachelor of Science
- Bachelor of Applied Science
- Bachelor of Nursing
- Bachelor of Management
- Bachelor of Fine Arts

DO NOT change the "Version:"

The version that is shown is set to the year you started your degree.

Understanding your Degree Navigator report

Requirement V1: English Requirement	Complete	Current	Missing	Applied Courses
A total of 6 credits from { First-year English coursework }	✘	3	3	ENGL112 (3, 2010W, CIP)

Complete - indicates if the requirement has been met

Current - displays the amount of credits currently in progress (eg. ENGL 112)

Missing - displays credits remaining to meet the requirement

CIP - Credits In Progress (courses you are currently registered in)

****CHECK IT OUT-** Check how a course you are interested in taking will apply to the degree:
<https://www.youtube.com/watch?v=3m1nOAlnPVk>

Review the "Credit Requirement" box at the top right of the screen **AND** the program specific course and credit requirements showing in the body the report.

You MUST have check marks showing in both the "Credit Requirements" box and all program specific requirements in order to complete your degree.

An overview of the degree requirements for the program you have registered in.

Credit Requirements				
Requirement	Minimum	Status	Applied (CIP)	Missing
Total	120	✘	0	120
1st Year Science Elective Req.	6	✘	0	6
Upper-Level Science Req.	36	✘	0	36
Upper Level Credit Req.	42	✘	0	42
Science Requirement	78	✘	0	78
Arts Requirement	18	✘	0	18
Upper-Level BIOL Req.	30	✘	0	30

Requirement V2: First Year - 6 Credits	Complete	Current	Missing	Applied Courses
A total of 6 credits from { MATH100 ; MATH101 }	✘		6	None

Program specific requirements that you must complete based on your degree program and major. For example in the BSc students must complete 6 credits from MATH 100 and MATH 101.